



Meeting 6pm Wednesday 25 July 2018

**Please note that these meetings are held in public, but only members of the Board can contribute to the discussions apart from Item 9**

**Frenford Clubs, Jack Carter Centre, The Drive, Ilford, IG1 3PS**

**AGENDA**

No	Item	Time	Page
1	Welcome, introductions and apologies for absence	6pm	-
2	Minutes of last meeting 11 April 2018 and matters arising		2
3	presentation	6.15pm	-
4	Police update – to include <ul style="list-style-type: none"> <li>• Consideration of MOPAC data available from <a href="https://data.london.gov.uk/resources/snb-dashboard/">https://data.london.gov.uk/resources/snb-dashboard/</a> Password: SNB.1</li> <li>• East BCU and Redbridge performance</li> </ul>	6.45pm	6
5	Council update	7.15pm	-
6	MOPAC SNB funding 2017/2018 project reports (to be tabled) MOPAC SNB funding 2018/2019 – consideration of bids	7.30pm	-
7	Feedback from any other bodies	7.40pm	-
8	Dates for future meetings –at 6pm, venue to be confirmed:  Wednesday 17 October 2018	7.50pm	-
9	Questions from the public	10 mins	-
10	Any other business:		
	CLOSE	8.00pm	



## Minutes of RSNB Meeting

11 April 2018

Item	Title	Action
	<p><b>Present:</b></p> <p>Julie Bradley, Neighbourhood Panel (Chair)            Raina Gee, LBR (Youth Council)            Noel Judge, Chadwell &amp; Seven Kings SN Chair            Kishan Sharma, Youth Council            Ali Raja, Youth Council            Simon Mackenzie, ICV            Kate McCabe, Victim Support            Adrienne Tobias, Redbridge Pensioners Forum            Deb Selner, Snaresbrook Ward Panel            Suresh Vasishtha, RECC            Jon Abrams, One Place East            John Walden, Neighbourhood Watch            Mark Long, MPS            Jane Scotchbrook, MPS            Lee Canter, MPS            Kate King, MPS            Belinda Goodwin, MPS/Streetwatch            Sally Miller, Streetwatch            Val Scanlan, LBR            Liz Pearce, RedbridgeCVS</p> <p><b>In Attendance:</b></p> <p>Cllr M Chaudhry            Deborah Sampson, Resident            Graham Sandy, Frenford Clubs            Aaron Walawalkar, Ilford Recorder</p>	
1.	<p><b>Welcome, introduction and apologies for absence</b></p> <p>The Chair, Julie Bradley, welcomed everyone to the meeting and the introductions were made.</p> <p>Apologies were received from :</p> <p>Lucky Afzal, Cranbrook Ward Panel            Angela Banner, Redbridge Faith Forum</p>	



	Nicholas Hurst, Frenford Clubs Alan Banner, Resident Cllr Stuart Bellwood	
2.	<p><b>Minutes of last meeting – 16 January 2018 and matters arising</b></p> <p>The minutes were agreed as a true record of the meeting and signed by the Chair.</p> <p><b>Matters arising:</b></p> <p>Stop and Search data would be reported to the meeting. It was agreed that at the next meeting there would be a demonstration of how Stop &amp; Searches are carried out. Frenford Clubs had expressed an interest in being involved in this, and some of their young people will be invited to the meeting.</p>	Lee Canter Liz Pearce
3.	<p><b>Questions from members of the public</b></p> <p>Deborah Sampson asked what the purpose of the SNB was. Liz explained how the Board had been set up and who the members were, following guidelines set by MOPAC. The purpose of the Board was to share information from the police and council with community representatives, and scrutinise their performance in relation to crime and community safety. Deborah also asked when the Board would review members of the public only being allowed to speak during a question time early in the agenda. She felt that this did not provide the opportunity to question anything said by any of the speakers during the course of the meeting. Simon Mackenzie proposed that the open question time be moved to the end of the agenda, and this was agreed. It was also agreed that if any member of the public had a question for a speaker who had already left the meeting by this stage then these would be emailed to them after the meeting and responses shared with those who had been present. The new agenda will be introduced for the next meeting.</p>	Liz Pearce
4.	<p><b>Streetwatch presentation – Belinda Rooney and Sally Miller</b></p> <p>Belinda gave a brief outline of how Street Watch came about. It was initially set up because when police knocked on neighbours' doors after a burglary, it became clear that residents did not know their neighbours. They discovered that residents wanted to do more than the Neighbourhood Watch scheme, which can only run if a certain percentage of residents sign up to it. Street Watch was running well in Bedfordshire, Wiltshire and Suffolk but nothing existed at that time in the London area. Street Watch Havering was launched in June 2015.</p> <p>Street Watch volunteers go out in public and can engage with the community while patrolling in pairs or just walking around chosen streets in high visibility vests. Potential volunteers have a police check carried out on them, and on completion of this go through an induction procedure which explains to them how the scheme works. They receive a high visibility</p>	



jacket, torch, personal attack alarm and a pocket book. They receive ongoing training/awareness raising sessions on various topics, including basic first aid, drug awareness, crime prevention and counter terrorism. Once a volunteer has completed the induction they will be issued with a password that allows them to log onto an online Forum and add patrols they are volunteering for. Volunteers are required to abide by Street Watch's Code of Conduct. The police are very clear that they do not want people acting as vigilantes and taking the law into their own hands. The scheme has public liability insurance which covers the volunteers. It is run by the community for the community. There is no maximum or minimum time that people have to spend patrolling – they can do as much or as little as they like, but patrols must be booked on the online forum.

The scheme belongs to the volunteers who can run it how they would like it to be run. As long as they stay within the guidelines they have the support of the police. Street Watch has been launched this year in Redbridge and has the support of the local authority as well as the police. There are currently 75 members in Redbridge. Anyone interested in setting up patrols in their local area can approach their DWOs or contact Sally or PC Kate King who is leading on this in Redbridge at present.

In response to questions Sally said that the costs of the scheme are that the equipment is around £30 for each volunteer. They are always looking to attract funding to enable them to expand. Liz replied that RedbridgeCVS may be able to help with support from their Community Fundraiser and with advice on how to register as a Charitable Incorporated Organisation, which would enable them to apply to a wider range of funders. Sally also commented that the scheme has had benefits for the volunteers as well as the community. They put on social functions and organise trips for the volunteers, and it has led to some of them being less socially isolated. Their youngest volunteer at present is 27, but the scheme covers anyone over the age of 18, or 16 with adult supervision. Kate McCabe commented that Victim Support would be interested in attending one of their training sessions to explain to the volunteers what services and support they provide.

There were comments that because the scheme aimed to deter crime in certain areas, displacement would occur. Another member commented that some people may find the idea of individuals patrolling their streets intrusive. A question was also asked about how it fitted in with Neighbourhood Watch. The responses to these points were that Street Watch and Neighbourhood Watch should complement each other. People can be members of Street Watch without having to go out on patrols. The underlying aim of the scheme is to provide reassurance to the community, not create fear.



	<p>The Chair thanked Belinda and Sally for their presentation. Anyone interested in discussing setting up patrols in their area can contact Sally at <a href="mailto:swhavering@btinternet.com">swhavering@btinternet.com</a> or call her on 07934 372674.</p>	
<p>5.</p>	<p><b>Police Update – Jane Scotchbrook, Mark Long and Lee Canter</b></p> <p>Jane began by saying that the tri-borough arrangement had been in place for over a year now, and acknowledged that it had been a difficult year. Adjustments have been made to the model during this time in response to some of the difficulties encountered. The model is now being rolled out over the MPS.</p> <p>Changes were made to the way in which I &amp; S calls were responded to, which led to immediate improvements in Redbridge. The rank of Chief Inspector was also reintroduced into the model. John Goodwin had been acting in this role on a temporary basis, and Jane thanked him for his work in Redbridge. He is now transferring to Barking &amp; Dagenham. CI Lisa Butterfield has just joined the Redbridge team, and CI Kevin Whelan and DCI Jamie Piscipo will be coming soon.</p> <p>The Safeguarding team have now moved from Ilford, so that they are all under the same roof in Romford. Ilford custody suite will be formally closing on 21 May and will then have 2 weeks of refurbishment work done to it. It will temporarily reopen after that while refurbishment takes place of the custody suite at Fresh Wharf. After that it will not generally be operational and only used as a contingency.</p> <p>Simon asked why safeguarding detainees don't go to Romford where the safeguarding team are based, as this can delay interviews if they have to travel to Ilford or Barking. Mark responded that this would mean that all their response vehicles would be in Romford so would delay responses to calls in Redbridge. Generally MetCC tell offices where detainees should be taken (should be the nearest custody suite). Also, in domestic abuse cases, victims and perpetrator would not be taken to the same place.</p> <p>Jane went on to say that burglary had been a particular problem in Redbridge, and this was one area where having the combined resources of the tri-borough arrangement had been helpful. There have been some good results recently across the BCU led by Det Supt Neil Matthews.</p> <p>Lee Canter gave the following performance updates:        Burglary risen in Redbridge over the last 12 months by 35%. However, Operation Mexico is now yielding results with 84 arrests and 34 people charged for 137 offences. In some of the hotspot areas numbers are falling:        Clayhall ward - February 36; March 9; April (to date)1        Fullwell ward – January 39; February 16; March 3: April (to date) 0.</p>	



	<p>Robbery in Redbridge has risen by 48% in last 12 months          Knife injury victims have fallen by 17%          Lethal weapon discharges have fallen by 36%.</p> <p>In relation to Stop and Search, between December and March the following statistics were given:</p> <p>547 stop and searches, majority for drugs, stolen property and offensive weapons.          355 resulted in no further action.          108 arrests made          51 cannabis warnings issued.</p> <p>504 were males, 39 females.          122 white European          72 black European          126 Afro Caribbean          193 Asian          1 Chinese          20 Arabic</p> <p>Jane also reported that confidence and satisfaction levels had fallen. An external newsletter is due to go out shortly. Kate McCabe reported that Victim Support now sit on the Confidence and Satisfaction board.</p> <p>Mark Long reported on responsiveness.          At 26 March:          "I" calls at 88.4% - up 17.2%          "I" calls to domestic abuse at 85.4% - up 27.4%          "S" calls at 81.3% - up 22.7%          "S" calls to domestic abuse at 90.3% - up 30.3%</p> <p>In response to a question Mark acknowledged that 101 call response is still a problem. There had been issues with staff numbers and retention. 300 additional operators have been recruited but there are still issues with the service and more needs to be done.</p>	
<p><b>6.</b></p>	<p><b>Council update – Val Scanlan</b>          Val spoke about the Redbridge Community Safety Fund which has recently been launched. £50,000 is available and groups can bid for sums between £500 and £3,000. She encouraged those present to think about submitting bids which will be assessed by a Director and Cabinet Member. The Council still have to sort out some technicalities about how payments will be made to successful bidders. Information about the fund can be found at:</p>	



	<a href="https://www.redbridge.gov.uk/crime-and-public-safety/redbridge-community-safety-fund/">https://www.redbridge.gov.uk/crime-and-public-safety/redbridge-community-safety-fund/</a>	
<p><b>7.</b></p>	<p><b>MOPAC SNB funding 2017/2018 project reports</b>          Project monitoring reports were provided from St Giles Trust, Redbridge Forum and One Place East. Liz reported on the progress of each of them and the good outcomes they have achieved. The board approved them.</p> <p>4 outline bids had been received for the 2018/2019 funding, totalling £23,700. They were from Age UK, One Place East, RedbridgeCVS and Victim Support. A paper outlining the bids was circulated and Liz explained the intentions behind each of them. This included a proposal from RedbridgeCVS to hold another Community Day in Ilford Town Centre.</p> <p>Liz said that the idea would be to hold it in the form of a market in the High Road, rather than organisations and services having tables in the town hall. It was hoped that this would result in greater engagement with the public. However, for it to be a success it would require commitment and resources from the local authority and police. Val Scanlan is to provide contact details for the licensing officer to Liz. The police said they would support the event, but would require good notice of the date. LFB have already been in touch with RedbridgeCVS to see if there were plans for another event as they are keen to be involved.</p> <p>The board agreed that all of the bids could be supported and should be worked up for submission to MOPAC.</p>	<p>Val Scanlan</p>
<p><b>8.</b></p>	<p><b>Feedback from any other bodies</b>          Noel reported on the success of the Chadwell/Seven Kings “Cuppa with a Copper” which takes place every 3 weeks in the local Harvester. Attracts between 15 and 30 members of the public. Jane responded that these Contact Sessions should be increasing across the borough. Kate King stated that they are having difficulty finding such a good venue in Clayhall.</p> <p>Kishan reported that around 11,000 young people in Redbridge had voted in the recent youth elections and that he was voted in as Member of the Youth Parliament, with Ali Raja as deputy. The board congratulated both of them. They had attended the Young People’s UK Convention last weekend. They will be campaigning this year for votes for 16 year olds. Kishan also reported that the elections for the Young Cabinet are coming up.</p>	
<p><b>9.</b></p>	<p><b>Any Other Business</b>          Deborah Sampson asked the police whether all officers should wear name badges. She stated that lots didn’t. Mark responded that generally they should, but they would always be identifiable by their shoulder numbers</p>	



	<p>which should be worn and visible at all times. Officers conducting stop and searches should always give their names.</p> <p>Simon reported on the RedbridgeCVS Volunteer Appropriate Adult scheme having won the Mayor’s Community Award for a Safer Redbridge. Unfortunately RedbridgeCVS were no longer able to run the scheme, so he was hoping to take on running something similar. He explained what it would involve and asked anyone interested in volunteering to do this to contact him at <a href="mailto:volunteersforaa@yahoo.com">volunteersforaa@yahoo.com</a> or on 07989 447737</p>	
<b>10.</b>	<b>Date &amp; time of next meetings:</b> <b>6pm Wednesday 11<sup>th</sup> July 2018</b> <b>6pm Wednesday 17<sup>th</sup> October 2018</b>	





## Agenda item : 4

### MOPAC data

#### Background

The data provided is taken from the MOPAC SNB dashboard. This can be accessed at: <https://data.london.gov.uk/resources/snb-dashboard/> The password for the site is SNB.1

When accessing the site there is much more data than shown within these papers. Below is a breakdown of the data presented and information relating to each.

#### 1. Borough comparison dashboard

This shows the main types of crime headings, and the report presented shows the figures for each crime type for the MPS as a whole, and for each of the 3 boroughs in the East BCU. The data is for the 12 month period up to May 2018.

#### 2. Crime and ASB dashboard

This gives the TNOs for Redbridge for the 12 month period up to May 2018 and shows the trends.

#### 3. Public perception data

This shows the trend in Redbridge for the 12 months to March 2018 and the borough ranking across the MPS.

#### 4. Victim satisfaction data

This shows the trend in Redbridge for the 12 months to March 2018 and the borough ranking across the MPS.

#### 5. Numbers of stop and searches

This shows the volume of stop and searches carried out in each borough during the period April 2016-April 2018. The figures for the East BCU are:

- Barking & Dagenham 5,144 (1.8% of MPS total)
- Redbridge 5,035 (1.8% of MPS total)
- Havering 3,327 (1.2% of MPS total)

#### 6. Stop and search positive outcomes

This shows the positive outcomes for each borough during the period April 2016-2018. Figures for East BCU are:

- Barking & Dagenham 1,974 (38.3% of stops)
- Redbridge 1,727 (34.3% of stops)
- Havering 991 (29.7% of stops)



## **7. Demographics of those stopped and searched**

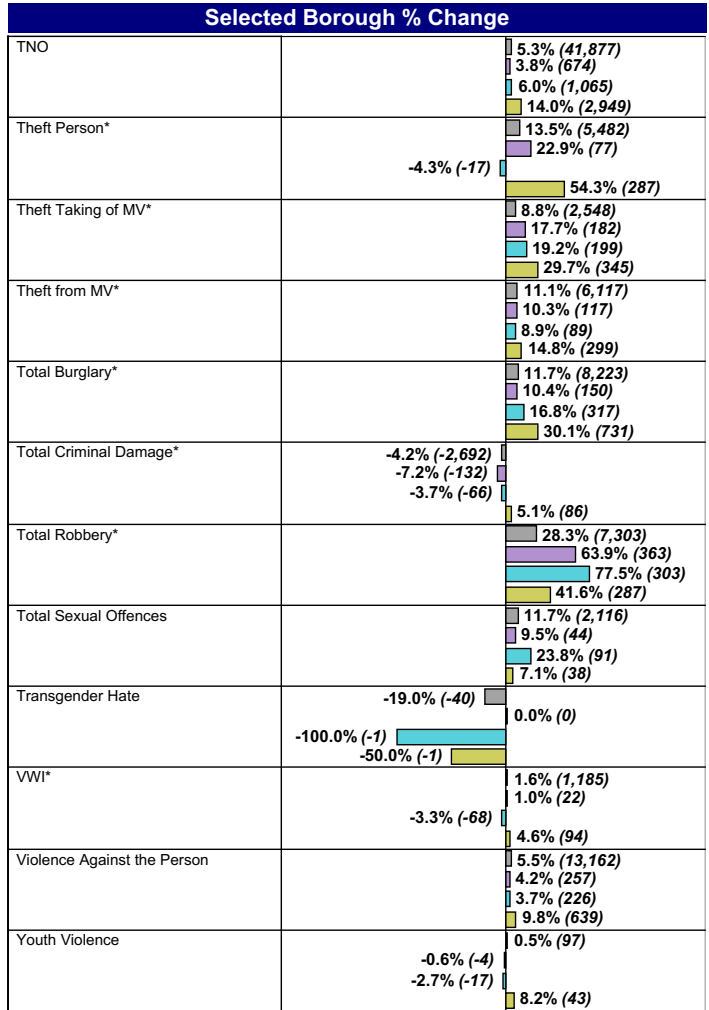
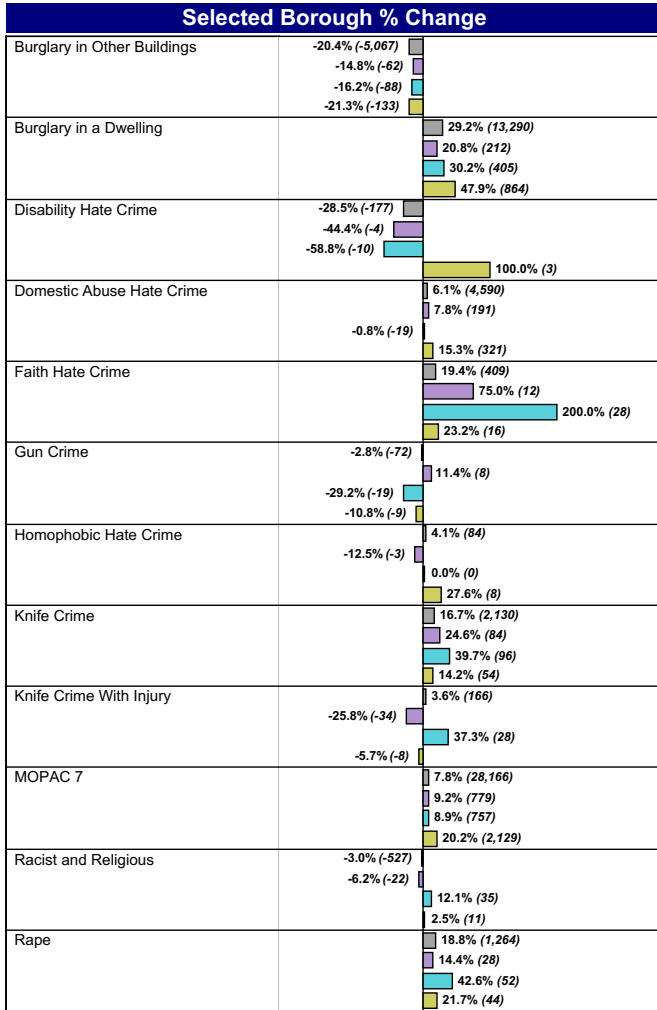
This data shows the demographics by ethnic appearance, age and gender for those stopped & searched in Redbridge for the period June 2017 – April 2018.

# BOROUGH COMPARISON DASHBOARD

Select Boroughs (Select no more than 4)  
Multiple values

Selected Boroughs

- MPS
- Havering
- Barking & Dagenham
- Redbridge



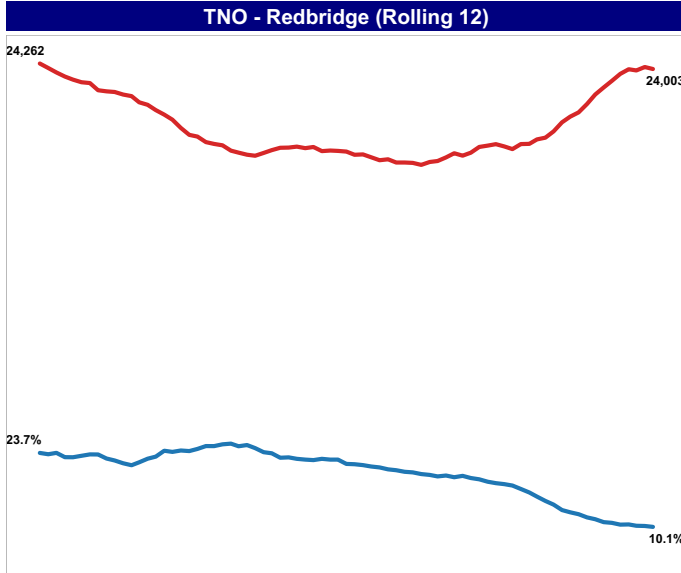
[Click here to return to the Navigational Page](#) ▶

Choose Borough  
Redbridge

Choose Crime Type  
TNO

**Hate Crime Note:** Hate crimes are offences which are flagged as having a hate element when recorded by police. A crime can have more than one hate flag attached to it. For example, an assault could have both a homophobic and disability element. This crime would be included in the homophobic offence count as well as in the disability offence count. Therefore, adding up all the hate crime categories may result in multiple counting of a single offence.

**Burglary Note:** From April 2017 the Home Office changed the recording of Burglary Dwelling to include any offence that has taken place within the property boundaries. This has seen a shift in volume from Burglary In Other Buildings to Burglary Dwelling. This means comparison before April 2017 for minor Burglary categorisations is not possible.



Monthly  
 Rolling 12
 
 Rolling 12 month offences  
 Sanction Detection Rates %

Redbridge - TNO	
May 18	24,003
Apr 18	24,097
Mar 18	23,935
Feb 18	23,992
Jan 18	23,773
Dec 17	23,440
Nov 17	23,130
Oct 17	22,797
Sep 17	22,351
Aug 17	21,953
Jul 17	21,750
Jun 17	21,483

Rolling 12 % Change - Redbridge	
ASB	-9.3% (-713) 6,963
Burglary in Other Buildings	-21.3% (-133) 492
Burglary in a Dwelling	47.9% (864) 2,667
Disability Hate Crime	100.0% (3) 6
Domestic Abuse Hate Crime	15.3% (321) 2,413
Faith Hate Crime	23.2% (16) 85
Gun Crime	-10.8% (-9) 74
Homophobic Hate Crime	27.6% (8) 37
Knife Crime	14.2% (54) 435
Knife Crime With Injury	-5.7% (-8) 132
Racist and Religious	2.5% (11) 455
Rape	21.7% (44) 247
TNO	14.0% (2,949) 24,003
Theft Person*	54.3% (287) 816
Theft Taking of MV*	29.7% (345) 1,507
Theft from MV*	14.8% (299) 2,319
Total Burglary*	30.1% (731) 3,159
Total Criminal Damage*	5.1% (86) 1,762
Total Robbery*	41.6% (287) 977
Total Sexual Offences	7.1% (38) 571
Transgender Hate	-50.0% (-1) 1
VWI*	4.6% (94) 2,133
Violence Against the Person	9.8% (639) 7,129
Youth Violence	8.2% (43) 570

[Click here to return to the Navigational Page](#)



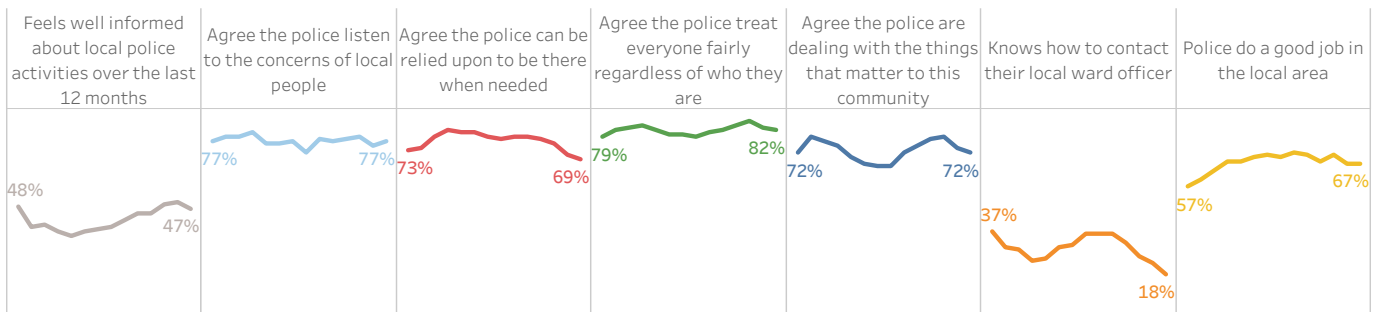
# Public perception data

Dashboard instructions

## Trends over time

Borough Redbridge

Public Perceptions over time for Redbridge residents

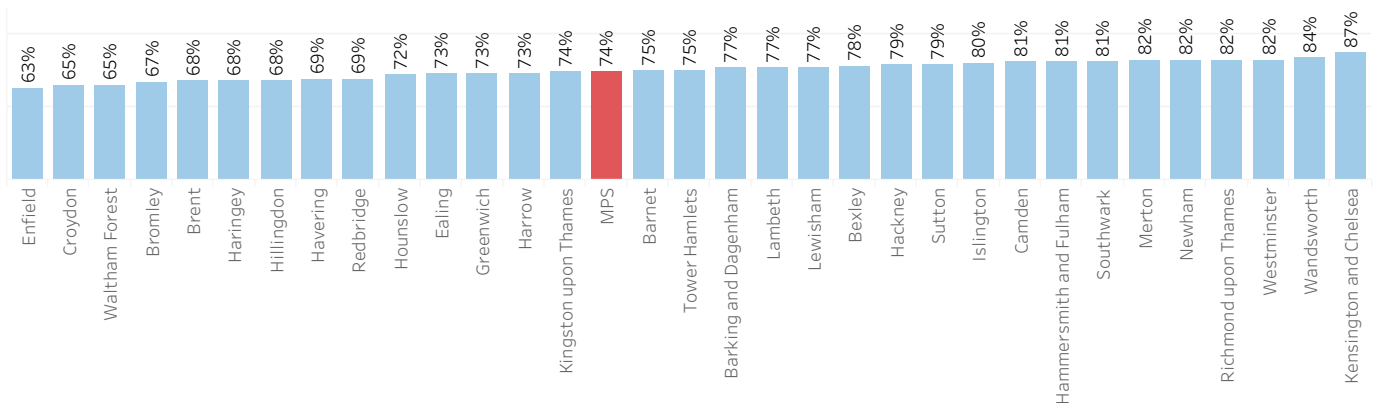


## Borough level data

Measure Agree the police can be relied upon to be there when needed

Date March 2018

Public Perception responses to "Agree the police can be relied upon to be there when needed" by borough (Rolling 12 months to March 2018)



[Next tab/page >>](#)

[Home page >>](#)

**MAYOR OF LONDON**  
OFFICE FOR POLICING AND CRIME

# Victim Satisfaction data

Dashboard instructions

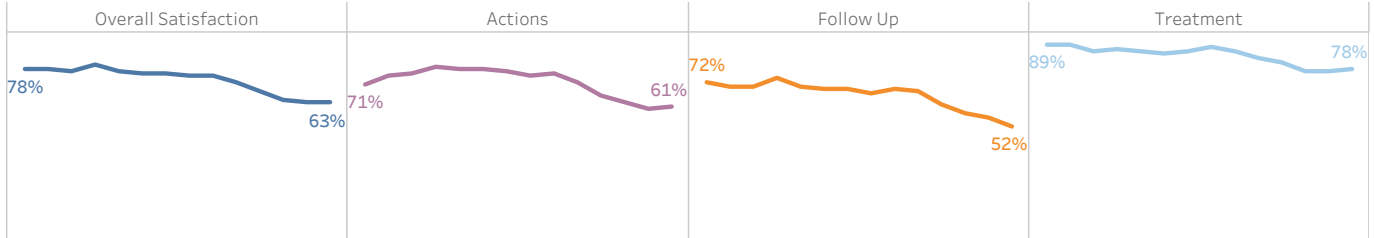
## Trends over time

Borough Redbridge

Crime group Violent

\*Note that "Hate Crime" results are only available at MPS level due to base sizes.

Satisfaction trends over time for victims of crime from Redbridge

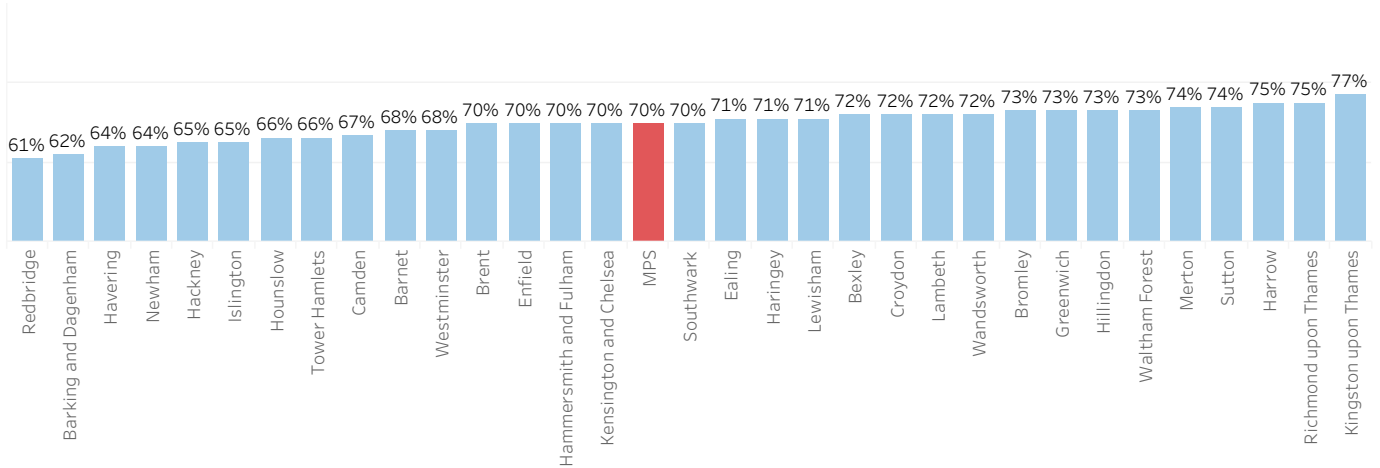


## Borough level data

Indicator Overall Satisfaction

Date March 2018

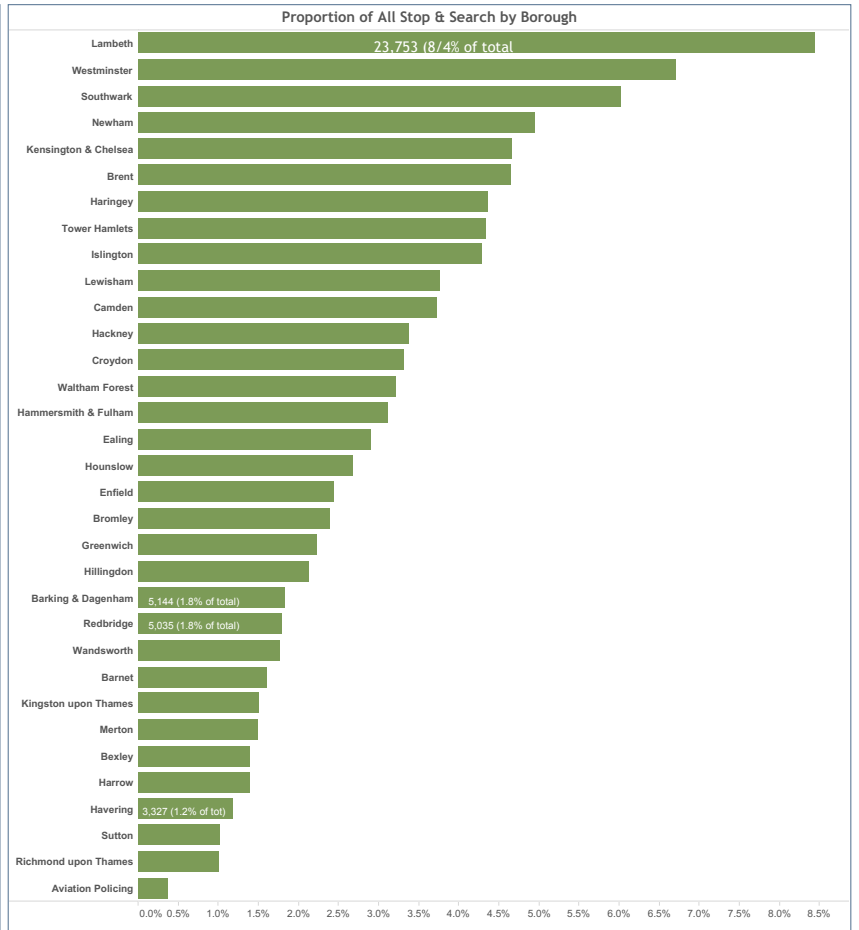
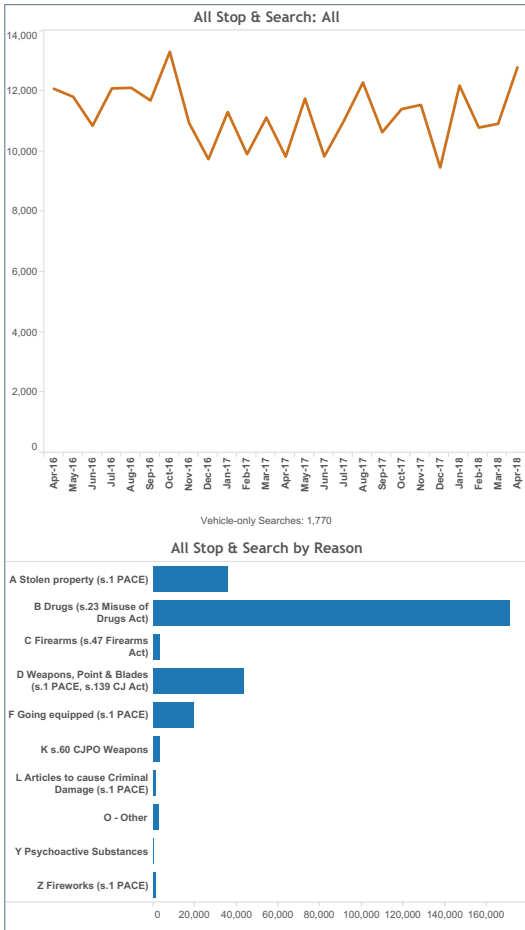
Satisfaction with Overall Satisfaction by borough for All victims (Rolling 12 months to March 2018)

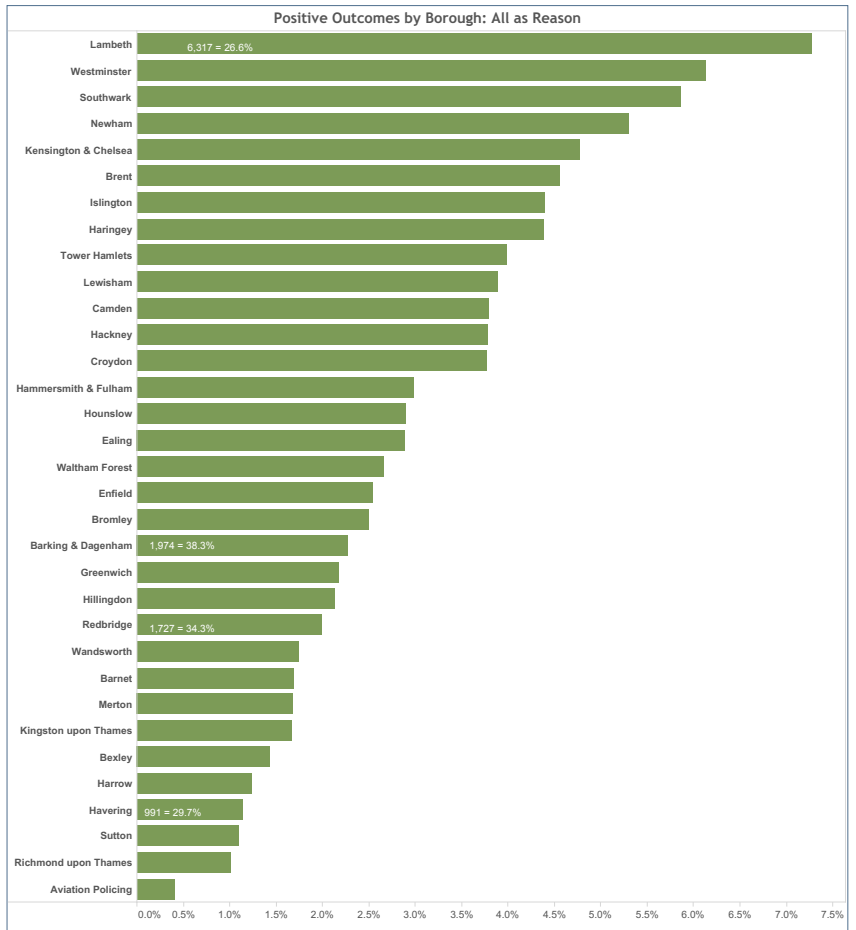
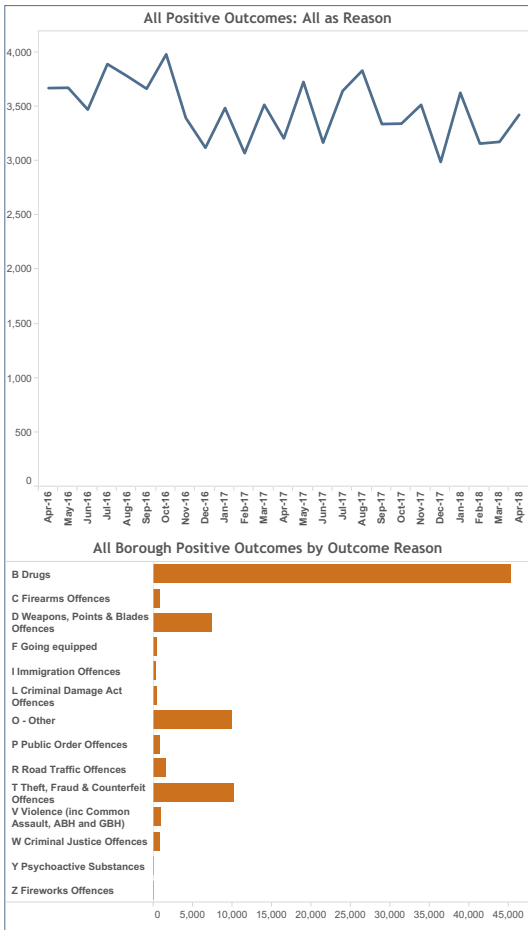


[Next tab/page >>](#)

[Home page >>](#)

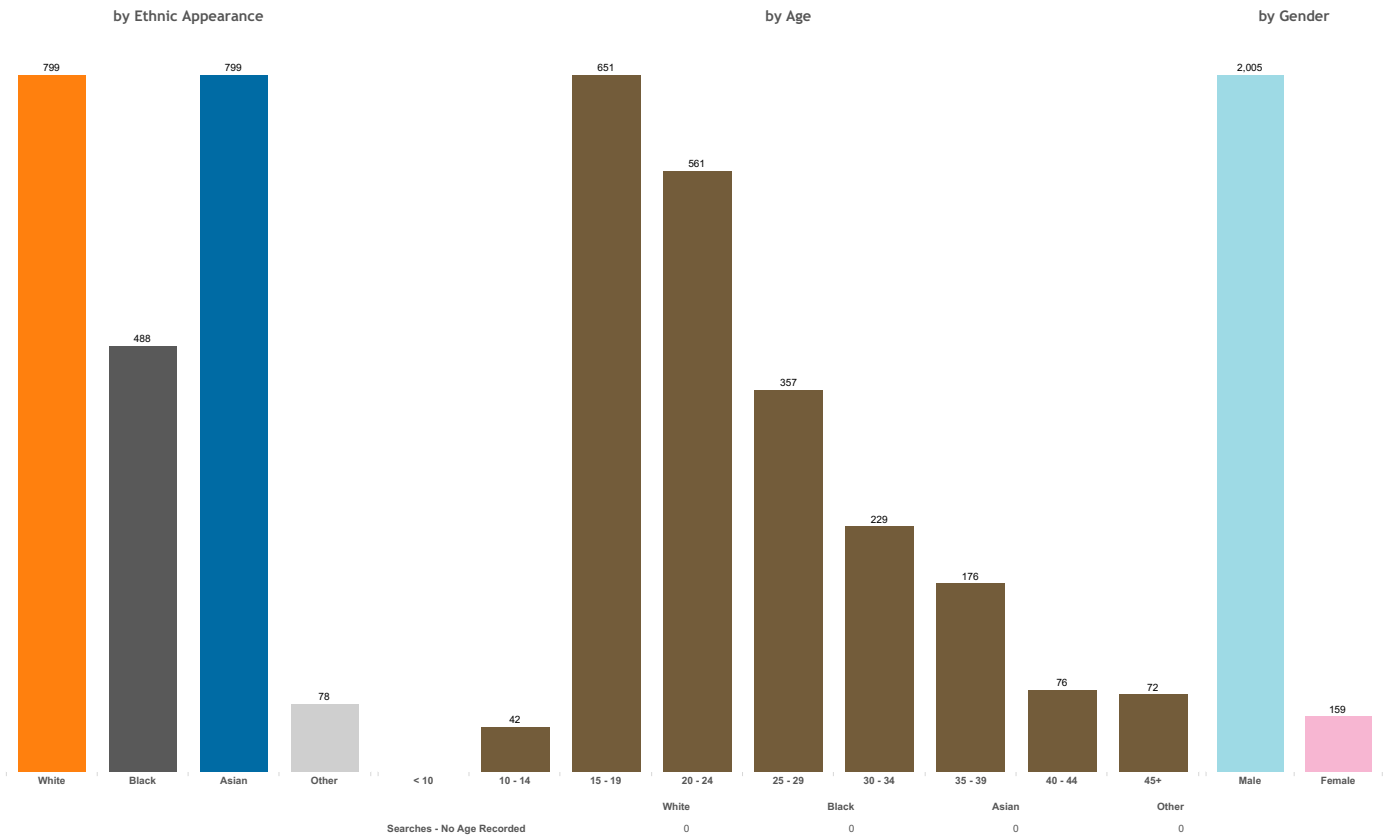
**MAYOR OF LONDON**  
OFFICE FOR POLICING AND CRIME







Search Volumes for the 12 Months: June 2017 to end April 2018





**Agenda item : 6**

**MOPAC SNB funding 2018/2019**

**Background**

**At your last meeting, the board agreed to the submission of the following bids for funding for the 2018/2019 financial year.**

**The bid was submitted prior to the deadline and was approved in its entirety with no requests for any changes from MOPAC.**

**The following have been funded:**

<b>SUMMARY SHEET</b>	
<b>Projects:</b>	<b>Costs:</b>
<b>Redbridge Training Stars (One Place East, previously known as Daffodil Advocacy Project)</b> People with learning disabilities going into primary schools to explain to school children the impact of hate crime and abuse on them, and raise awareness of what life is like for those with disabilities	<b>£4,300</b>
<b>Door and window alarms (Victim Support)</b> Providing door and window alarms to vulnerable residents to help prevent burglaries and enable them to feel safer in their homes.	<b>£7,500</b>
<b>Untidy front gardens (HEET)</b> Providing services to clear up untidy front gardens of vulnerable residents to avoid them being targeted by cold callers or burglars	<b>£8,000</b>
<b>We Are Redbridge Community Day (RedbridgeCVS on behalf of Redbridge Safer Neighbourhood Board)</b> We have run 2 successful community days with involvement of public and voluntary sector partners. There is demand locally from our partners and members of the public to repeat this in the current year.	<b>£3,900</b>
<b>Total:</b>	<b>£23,700</b>



**Agenda item : 7**

**Redbridge Community Day  
Thursday 30 August  
10:00 – 15:00, Ilford High Road**

1. Following approval of our funding bids to MOPAC, we have now put in place plans for this year's Community Day in Ilford High Road.
2. The event this year will take place in the form of a street market with stalls along the length of the High Road, and other activities taking place. Voluntary and public sector services have already begun to book stalls.
3. We are getting great cooperation from police, fire and council services, as well as Vision. Leaflets have been printed and are being circulated to all partners.
4. There will be a stall for the Safer Neighbourhood Board, with some safety and crime prevention freebies to give away. I would be grateful for volunteers from the members to staff this.
5. The full programme of activities is still to be confirmed, but as and when we find out who is planning on doing what we will update our Community Day page on the RedbridgeCVS website - <https://www.redbridgecvs.net/news/community-day-planned-30-august-book-your-stall> with the relevant information.
6. Please could all members pass on the information to family, friends and any organisations you are involved with. If you know of any locations where you could get posters displayed please email [liz@redbridgecvs.net](mailto:liz@redbridgecvs.net) so we can arrange to get some printed copies to you.